



MY POST

Kam Tin Mung Yeung Public School English Newsletter

Edited by Ms. Hina & Ms. Chan



Welcome to the second newsletter of the academic year.

Did you like the first MY newsletter?



In this newsletter, we have fun activities, idioms and a yummy recipe for you to enjoy. Read the instructions and have fun playing and practising English. You can also share your comments with Ms. Hina!

Illustration by David Williams



What's in this 2nd Issue:

- 1. MY STEM Activity: Pan Flute
- 2. About the Author: Eric Carle
- 3. Fun Activities Alert!



Find the Black Cat!


There are lots of characters in the picture, but only one Black Cat!

Can you spot where the Black Cat is hiding?



Real fact about cats: Cats can jump up to 6 times their height.

world of ERIC CARLE



“We have eyes, and we're looking at stuff all the time, all day long. And I just think that whatever our eyes touch should be beautiful, tasteful, appealing, and important.”

— Eric Carle





Eric Carle is praised and beloved as the creator of brilliantly illustrated and creatively designed picture books for very young children.

His best-known work, *The Very Hungry Caterpillar*, has eaten its way into the hearts of literally millions of children all over the world and has been translated into 66 languages and sold over 50 million copies.

Since the Caterpillar was published in 1969, Eric Carle has illustrated more than seventy books, many best sellers, most of which he also wrote, and more than 152 million copies of his books have sold around the world.



1. write the letter C



MY STEM Activity

PAN FLUTE



Can you make a musical instrument using a few drinking straws and tape?

An experiment with pitch and learn how sound is made by simply blowing air through a straw.

Speak in English while you are making it.



Steps for Making Pan Flutes:

- Lay the straws flat on a table and decide on the lengths you'd like them to be – the larger the steps between the straws, the bigger the difference in pitch.
- Place a long piece of tape on a smooth surface with the sticky side up.
- Arrange the straws on the tape from longest to shortest.
- Fold the tape over the straws and secure it on the other side.
- Play the pan flute by blowing air through the straws.



Materials you will need:


1. Drinking straws
2. Tape
3. Scissors
4. Ruler



English Activities Are Fun!!




Ava, Primary 1



Hamza & Adil, Primary 6



Paul, Primary 2



Ms. Chan & Jack, Primary 1

Idioms



She spilled the beans.
(The revealed a secret.)



Get off my back.
(Stop bothering me.)



You are pulling my leg!
(You are joking.)

Idioms
An expression that does not exactly mean what the words say.



You knocked my socks off.
(You impressed me.)

HOW TO MAKE CHOCOLATE LAVA MUG CAKE?

First, you'll need a large mug. 

You'll start by putting 3 tablespoons(TBSP) of butter inside your mug. Melt in the microwave for about 20 seconds.

Add in 3 tablespoons(TBSP) of sugar, 4 tablespoons(TBSP) of all-purpose flour, 2 tablespoons(TBSP) of unsweetened cocoa, and a nice big pinch of salt.

Mix well. You'll see it start to get nice and chocolaty.

Now, we're going to add the wet ingredients. Add 3 tablespoons(TBSP) of milk, 1 egg and 1/2 teaspoon(TSP) of baking powder. Stir until you get a nice, smooth batter.

Lastly, put the mug in the microwave oven for five minutes. Hurray enjoy the sweet little treat.

3 Tbsp melted butter
3 Tbsp sugar
4 Tbsp all-purpose flour
2 Tbsp unsweetened cocoa
3 Tbsp milk
1 egg
1/2 tsp baking powder
1oz chocolate bars
Pinch of salt

