



My POST

Kam Tin Mung Yeung Public School

English Newsletter - Issue 4 - 2023

IN THIS ISSUE

- 1. MY STEM Activity: Sound Waves Experiment
- 2. About the Author: Dr. Seuss
- 3. Story time: Did you know!!!!!!



LOOKS LIKE SECOND SEMESTER IS FINALLY HERE, WE HAVE GOT NOTHING BUT SUNSHINE ☀️ AND BLUE SKIES ☁️ THE LAST FEW WEEKS.



INTERESTINGLY MUNG YEUNG ENGLISH NEWSLETTER IS BACK WITH A BRAND-NEW ISSUE, WHICH IS OUT NOW!




IN THIS ISSUE WE HAVE AN AMAZING MY STEM ACTIVITY, INTRODUCING YOU TO A NEW AUTHOR AND AN UNEXPECTED TREASURE CHEST. 📦



Find a friend and play
Tic Tac Toe!

Take turns placing an X or an O in an empty box. Be the first player to get three Xs or Os in a row - horizontally, diagonally or vertically.



MY POST STEM ACTIVITY: SOUND WAVES EXPERIMENT



Can you hear vibrations?
Learn how sound travels by doing this experiment and making your very own gong with a kitchen spoon.



MATERIALS

Metal spoon
4 feet of string or yarn
Ruler



THE STEPS

- Tie the handle of the spoon to the middle of the string.
- Wrap each end of the string a few times around your index fingers.
- Hold your fingers up close to ears and let the spoon hang free at your waist.
- Have a friend hit the spoon with the ruler.




Observations

What can you hear when your friend hits the spoon with the ruler? Does it sound different when the string is held close versus holding the string far away from your ears? How long does the sound echo?




NOW TRY THIS!

Try attaching different sizes of spoons and forks to the see how they each sound when we hit with the ruler.



Theodor Seuss Geisel was an American children's author, political cartoonist, illustrator, poet, animator, and filmmaker. He is known for his work writing and illustrating more than 60 books under the pen name Dr. Seuss. His work includes many of the most popular children's books of all time, selling over 600 million copies and being translated into more than 20 languages.



What You'll Need


1. With the help of an adult, combine rice and milk in top of double boiler. Cover and cook over simmering water for 30 minutes or until rice is tender.
 2. Preheat oven to 325° F. Beat egg yolks with a wire whisk until frothy. Stir 3/4 cup sugar, vanilla, butter, salt, and egg yolks into warm rice mixture. Mix well.
 3. Grease a shallow baking dish. Pour in pudding. Bake for 35-40 minutes.
 4. Remove from oven and let cool on a wire rack for 10 minutes.
 5. Refrigerate overnight or for at least 8 hours. Top with red and green M&M's before serving.
- Feeds two hundred Whos . . . or four to six yours.**




Who Pudding

Ingredients

- 2/3 cup rice
- 3 cups milk
- 3/4 cup sugar
- 1 teaspoon vanilla extract
- 2 tablespoons butter
- 1/2 teaspoon salt
- 4 eggs
- 1/8 cup of red and green M&M's



All of Who-ville is counting. How many hands do you see?





DID YOU KNOW....

The first chocolate Easter egg in the UK was made in 1873. Before that, people would either gift hollow cardboard eggs or painted boiled eggs!




TREASURE CHEST



2. She took the chest home and, after removing the sand, was able to pull it open. Inside she found around 100 coins, a collection of gems, a rusted pocket watch, an old perfume bottle and various other trinkets. The coins were mostly from the Victorian era with a few older coins mixed in.



 A woman taking part in a beach clean-up event found far more than just rubbish.

1. Jennie Fitzgerald was searching for litter on a Norfolk beach when she spotted a piece of wood that was an unusual shape. It was firmly wedged in the sand and as she uncovered it, she noticed it had a brass lock on it. It was a treasure chest!



3. Jennie Fitzgerald got in contact with the local council's officer who has arranged for all of the items to be examined by experts so that she can find out more about them.



LITTER = RUBBISH

If you were burying a treasure chest, what important item would you put inside?

